



Primary

NEWSLETTER

October 2023

Raise the standards

THE BLOOMING TALE... Bathukamma!!

Bathukamma is a flower festival which represents the cultural spirit of Telangana. It's a beautiful celebration dedicated to Goddess Bathukamma, an embodiment of the good spirit and life's renewal. The students of Grade I and II enthusiastically participated in the colorful celebration of Bathukamma.

The students were dressed in traditional attire and they danced to the folk lore of Bathukamma and created a vibrant atmosphere in the school. The school campus of JGS echoed with the festive celebration bringing happiness and joy in the hearts of each and everyone. Such memories are cherished by the students in their little hearts.




" Tell Me I'll Forget, Teach Me I'll Remember, Involve Me I'll Learn ."

Our JGS blindly believes in these words and always reinforce the idea. So it loudly uttered to teachers and students come,

" LET'S GO WHERE THE WIFI IS WEAK AND PICNIC IS STRONG."

Yes, JGS gives equal importance to work and play, where picnic occupies a wonderful opportunity to step out of the hustle and bustle of daily routine learning. As these picnics adds charm and they are of good refreshment too. Hence a class picnic was organized for Grade I and II in the month of October. The students of Grade I visited **Sim Sam Play Town** while the students of Grade II visited **Mahavir Harina Vanasthalipuram Deer Park**. The students of Grade I thoroughly enjoyed the games in Sim Sam Play Town and also danced to the lovely music along with their peers and teachers.

The students of Grade II enthusiastically explored the nature and admired the beautiful peacocks, deers and other animals in the park. The park was beautifully surrounded by greenery and was filled with yummy custard apple trees. Hence, memories of school picnic are always filled with fun and cherished for life time.



Remembering the spirit of True Indians !!

With all pride, respect and patriotism in their heart, students of grade I and grade II of Johnson Grammar school, remembered the great sons of great India Shri Lal Bahadur Shastri and M.K.Gandhi on their birth anniversary.

Students of grade I took a pledge to follow the path of Shastri Ji to keep our country clean. They showcased their creativity by drawing and colouring for SWACHH BHARATH ABHIYAN.

On the other hand grade II students made BAPU'S CARKHA using popsicle sticks. This activity was a great opportunity to teach students about Gandhi's life, principles and significant contributions to India's Independence.



The teachers of Grade I and II motivated the students with a great thought-
'BE THE CHANGE YOU WANT TO SEE IN THE WORLD '.



The Take away method !!!

Activities energize students and learning by doing is the best way to stimulate the minds of the little students and grab their attention towards the concept. Just when the students have started to get the idea of addition, it was time for them to make their brains work in the opposite way with "Subtraction". It was tricky for the students to grasp the concept of "taking away" when they are used to adding numbers together. Therefore, the teachers of Grade I engaged the students in Subtraction Activity using concept related TLM's and concrete objects as tools as a part of Toy Based Learning. All the students deeply involved themselves in the activity with great fun and joy and grabbed the concept with ease.

The activity helped the students train their brains to master this key math skill.



Lets unfold the parts of a plant !!

Teaching and learning process is always lively and effective in JGS...

Students of grade II were involved themselves in foldable activity on Parts of a plant. In regard to this, students with help of Teachers instructions participated in Foldable activity which paved the way for students to learn about plants as they are vital for all living things on earth. They also learnt about different parts of a plant and their functions with lots of enthusiasm and zeal.

Johnsonites of Grade II were provided with a platform to explore themselves by explaining in a flip teaching method and here they showed different live examples for different parts of a plant like for root - carrot, stem - potato, fruit - mango, flower - rose etc...

They exercised this passion by involving themselves into the activity which enriched their subject knowledge with live examples.

